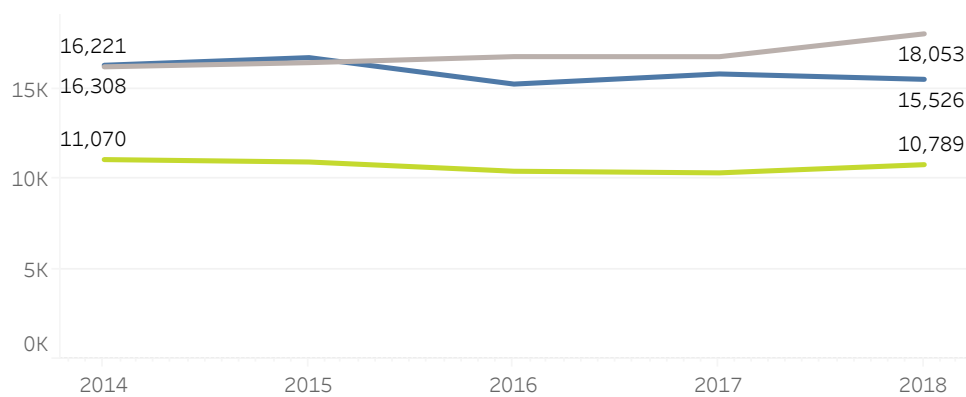


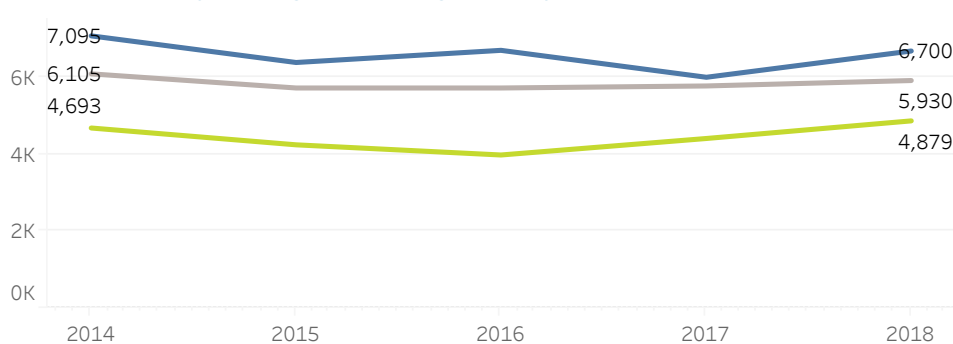
JOINT PUBLIC HEALTH BOARD SEXUAL HEALTH PERFORMANCE REPORT



1. New sexually transmitted infections diagnoses in under 25 year olds per 100,000 population



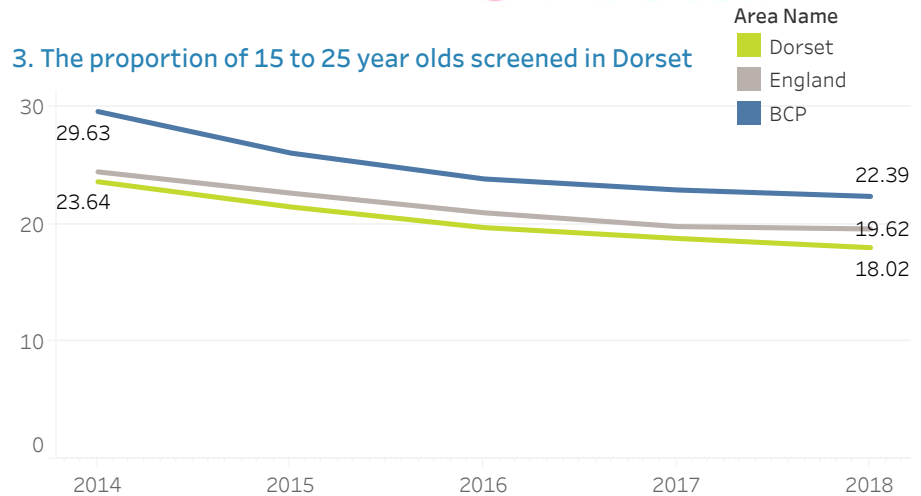
2. Rate of Chlamydia diagnoses for age 15-25 years



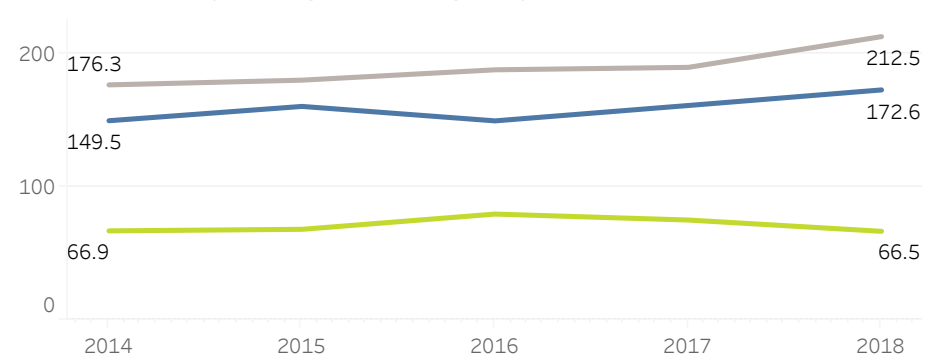
All new STIs (excluding Chlamydia in under 25s) per 100,000 aged 15 to 64 years showed that in 2018 infection diagnoses are lower than England average in Bournemouth, Christchurch and Poole combined and lower in Dorset. A longer term trend shows a peak for 2014/5 in Bournemouth, Christchurch and Poole and a fall 2016 but relatively static overall since 2012. More recent local data emerging suggests activity with some STIs in some areas is starting to rise, especially when compared to regional South West Data.

Created and maintained by the Public Health Dorset Intelligence Team
Data Source: PHE Fingertips

3. The proportion of 15 to 25 year olds screened in Dorset



4. Rate of Chlamydia diagnoses for age 25 years and over

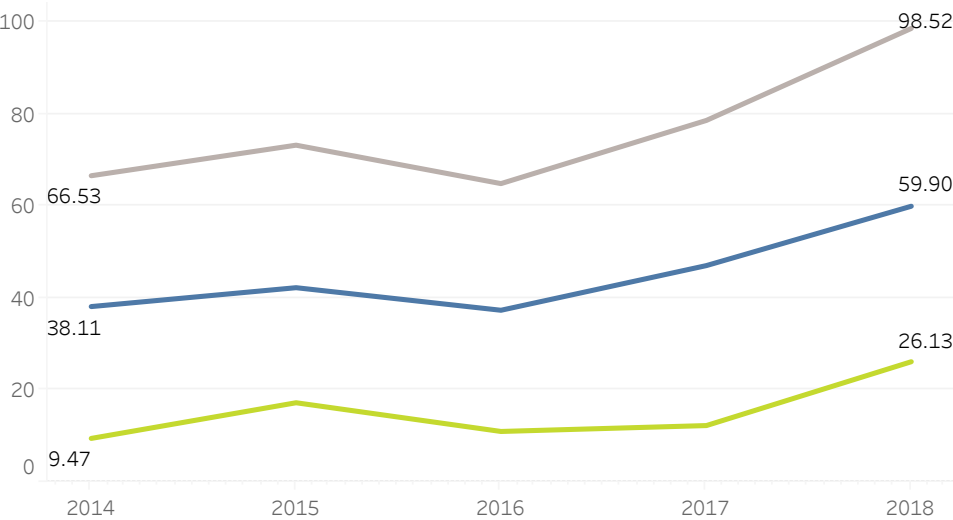


For chlamydia screening Sexual Health Services in Dorset have adopted a more targeted focus in directing screening to areas of greater need to increase positivity rates and subsequent treatment. The numbers screened aged between 15-25 in Bournemouth, Christchurch and Poole combined are shown as higher than England average and just lower in Dorset. When looking at positivity rates Bournemouth, Christchurch and Poole are just below average and follow the national trend of a slight increase and positivity rates in Dorset remain low.

JOINT PUBLIC HEALTH BOARD SEXUAL HEALTH PERFORMANCE REPORT



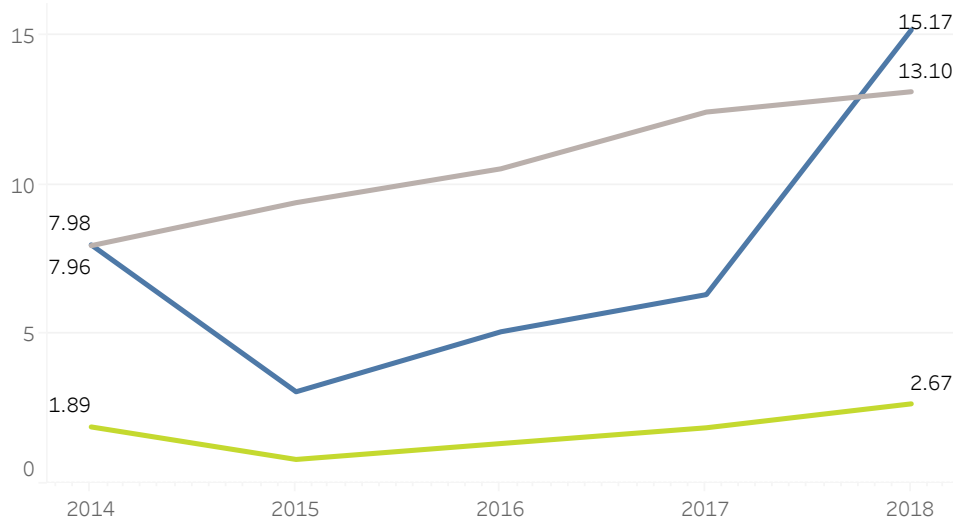
5.The rate of Gonorrhoea diagnoses per 100,000 population



The rate of Gonorrhoea has increased since 2016 in Bournemouth, Christchurch and Poole and Dorset but remain lower than the England average with figures of 59.60 and 26.13 per 100,000 population respectively.

Area Name
Dorset
England
BCP

6.Rate of syphilis diagnoses per 100,000 population

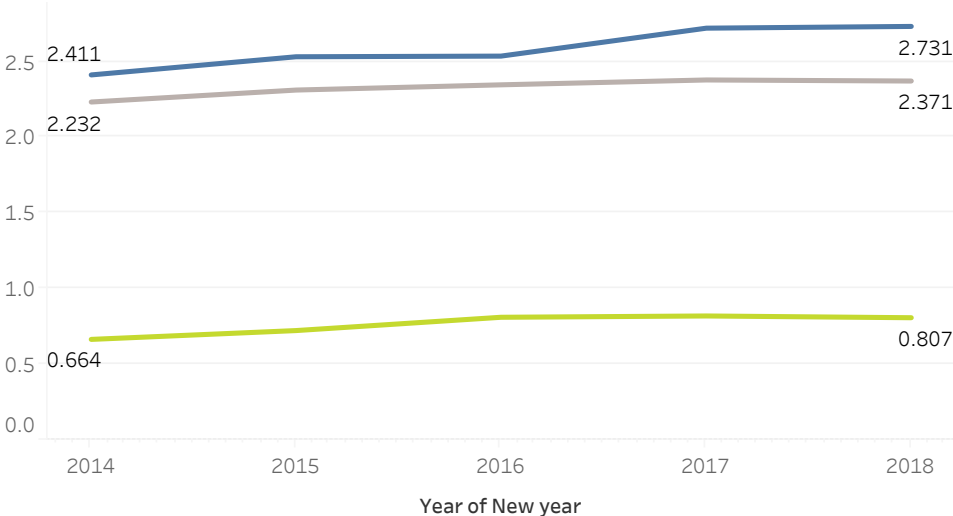


Nationally rates of syphilis diagnoses have been steadily rising, rates in Bournemouth, Christchurch and Poole have peaked again from 2017 following a decline since 2014 and are now above England average (15.17 and 13.10 respectively). There has been a recent outbreak across the South West, which is being managed by PHE.

JOINT PUBLIC HEALTH BOARD SEXUAL HEALTH PERFORMANCE REPORT



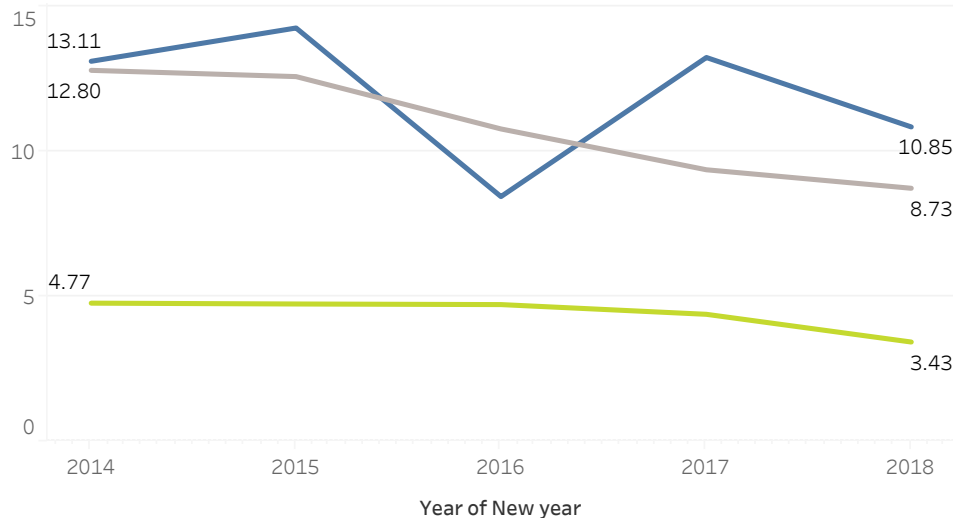
7.HIV Diagnosed prevalence 15 -59



The prevalence rate for HIV is 2.731 per 1000 population in Bournemouth, Christchurch and Poole, which is higher than the England average (2.371). Trends have remained higher, which is largely due to vulnerable groups residing in the area. This gives an amber ranking against the PHE goal of less than 2 per 1000 population. Rates for Dorset (0.80) are below average and ranked green.

Area Name
Dorset
England
BCP

8.HIV new diagnosis rate per 100,000 15 plus years.



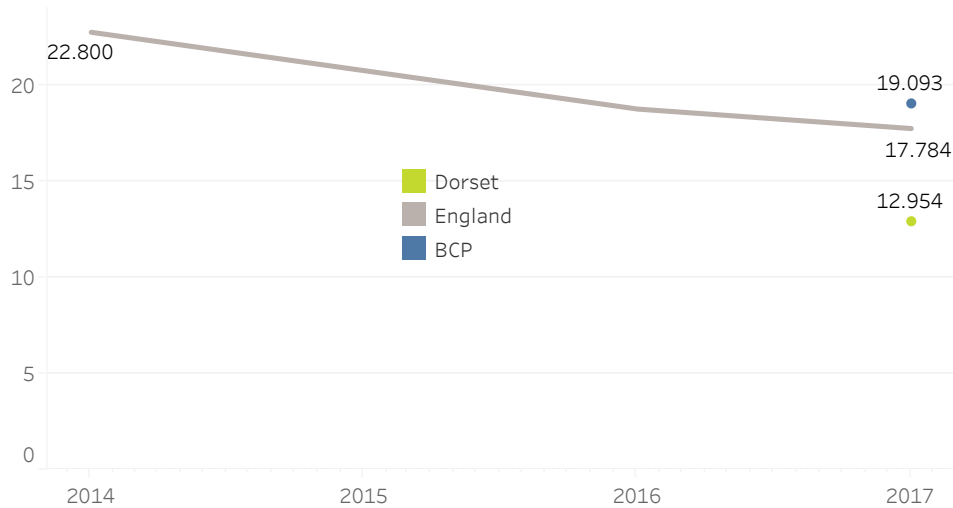
New HIV new diagnosis rates have fallen overall, but not significantly and remain above England average in Bournemouth, Christchurch and Poole, (8.73 and 10.85 respectively). Dorset remain low (3.43) and are decreasing. Late diagnosis for HIV has improved since 2011 as people are presenting and getting tested earlier and awareness of clinical indicators for HIV among care professionals has improved.

JOINT PUBLIC HEALTH BOARD SEXUAL HEALTH PERFORMANCE REPORT



9. Under 18 conception rates per 1000 population in females 15-17 years

Note: only 2017 figures provided for new LA areas



Nationally conception rates have fallen over time from 22.8 to 17.7
Bournemouth, Christchurch and Poole are slightly above England
average (19.09) and Dorset remain below average.